



The MIT Information Quality Industry Symposium, 2007



Demonstrations of linguistic data matching, consolidation, and cleansing

Jeff Fried
VP Advanced Solutions
Jeff.Fried@fastsearch.com





The MIT Information Quality Industry Symposium, 2007



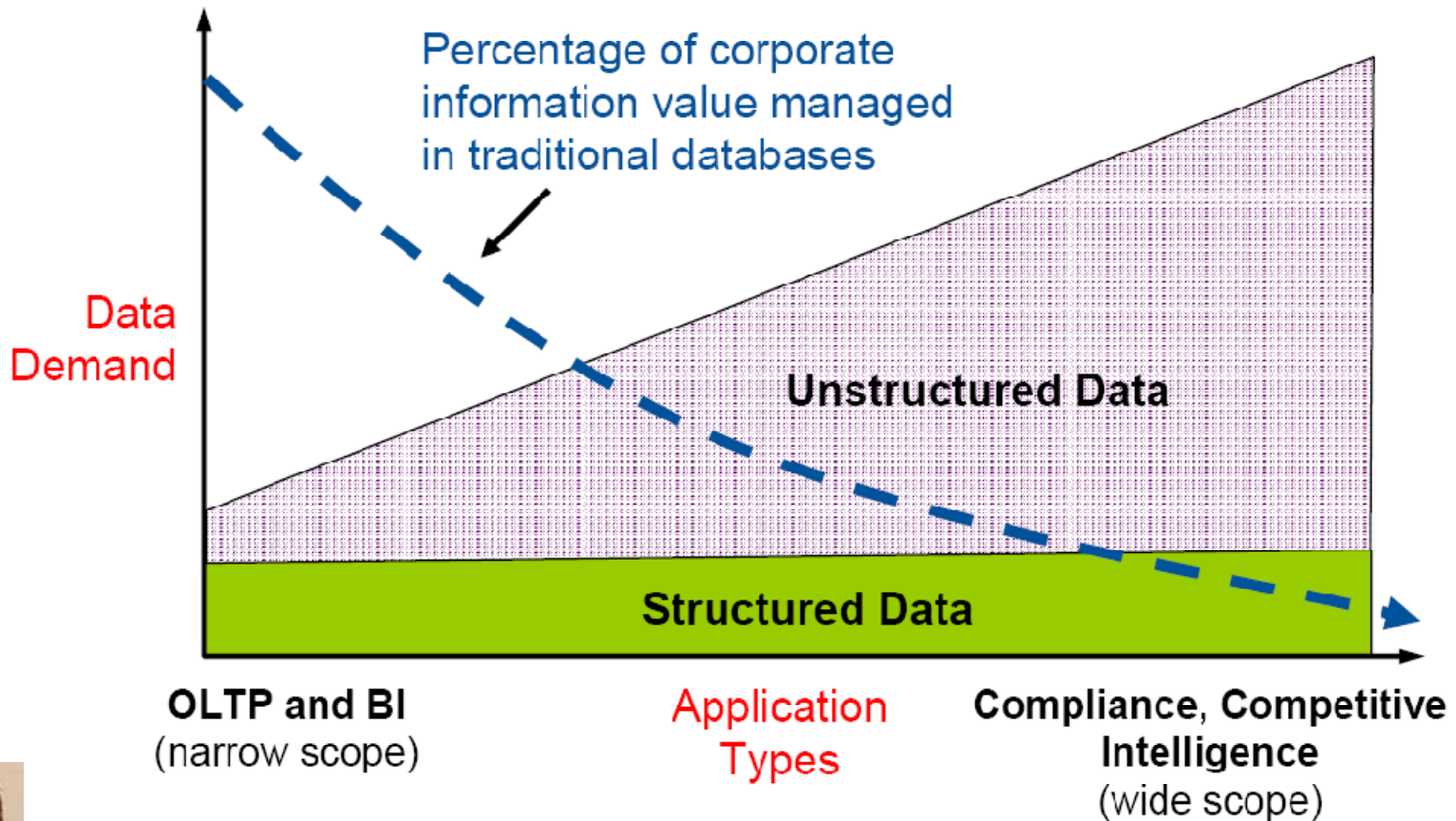
Data Quality

- Still people entering the data
 - We do typos
 - We duplicate
 - We mess up



fast

Unstructured Information in the Warehouse



Mark Beyer





Data Consolidation and ETL Studio



Direct access to RDBMs for info from some Telco's



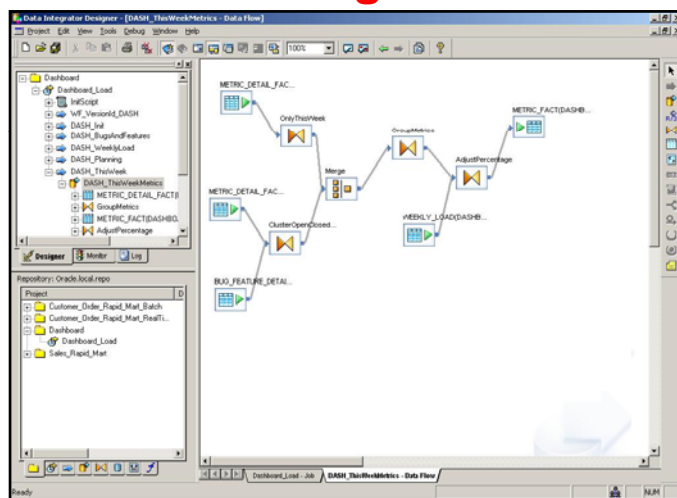
XML feed from other Telco's



Flat files (CSV or fixed) from the 'laggards'



Logic for matching and cleansing



Logic for ETL

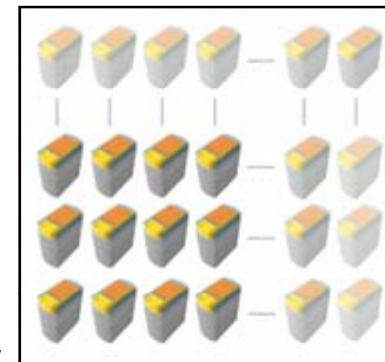
clean data

Master database for persistent storage



Lookup to ESP for Matching

Ordered hits (by quality)

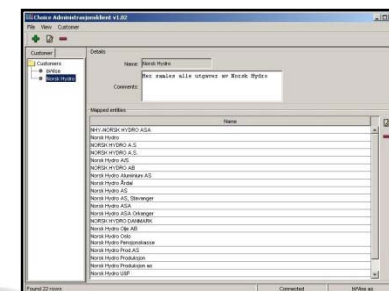


Cleansed data Back to ESP for next round Cleansing or for 'search'

Ambiguous data (close hits or unidentified)

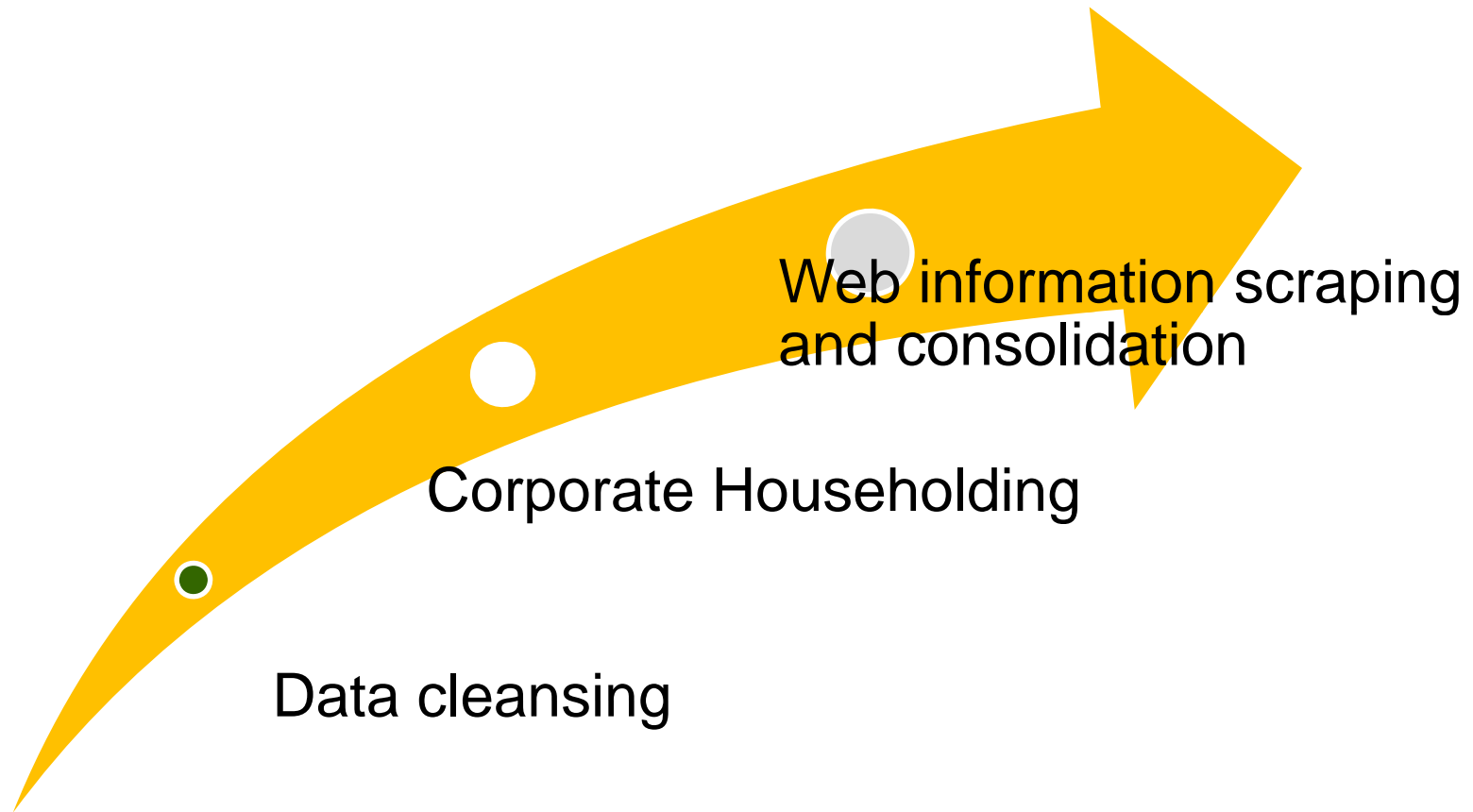


'Error' database for manual inspection, correction, storage/learning





The MIT Information Quality Industry Symposium, 2007





The MIT Information Quality Industry Symposium, 2007



Viewing data, we notice issues

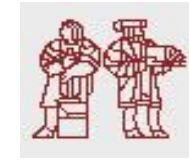
The screenshot shows a Microsoft Internet Explorer browser window displaying a corporate dashboard. The address bar shows a local host URL. The dashboard features the 'fast' logo and a navigation menu. Two main data sections are visible: 'Brazil sales' and 'Gauge 102 Northwind Sales'. Each section includes a traffic light indicator and associated numerical values.

Section	Unacceptable	Caution	Value
Brazil sales	95,000	110,000	107,658
Gauge 102 Northwind Sales	1,000,000	1,250,000	1,354,459





The MIT Information Quality Industry Symposium, 2007



We click on the gauge

The screenshot shows a Microsoft Internet Explorer browser window displaying a web application. The browser's address bar shows the URL: `http://localhost/Radar/DataTools/DrillDown2.aspx?AggID=102&stage=1.1`. The page header includes the 'fast' logo and a navigation menu with 'Home Page' and 'Sales YTD'. A welcome message for 'Per Anders' is visible in the top right corner. The main content area features a table titled 'Sales by country' with 24 records. The 'Argentina' row is highlighted with a red circle.

Country	Sales
Argentina	8,119
Austria	139,497
Belgium	35,135
Brazil	7,311
Brazil	107,658
Canada	55,334
Denmark	34,782
Finland	19,778
France	85,499
Germany	244,641
Ireland	57,317
Italiano	1,546
Italy	15,159
Mex.	1,403
Mexico	22,671
Norway	5,735
Poland	3,532
Portugal	12,469

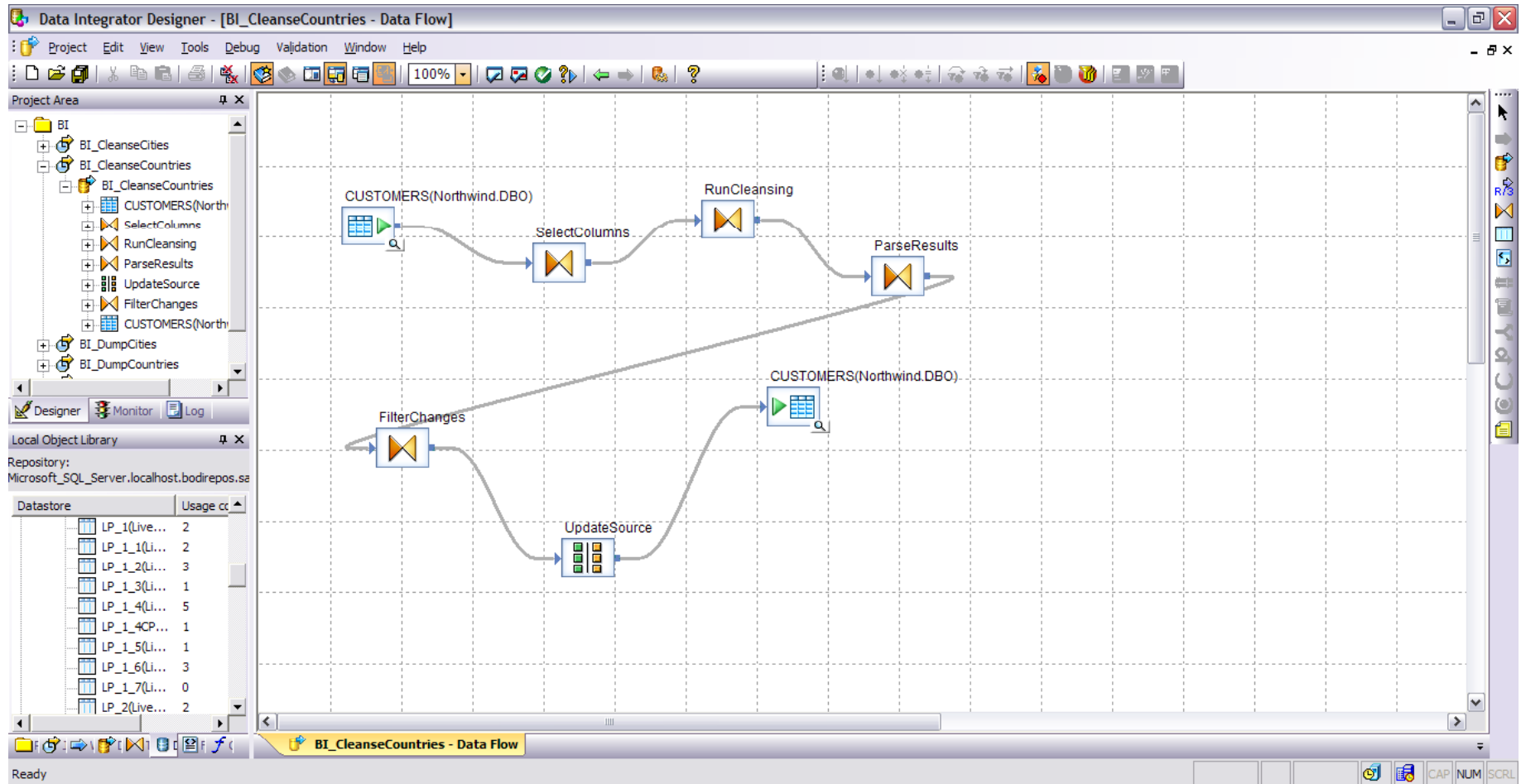




The MIT Information Quality Industry Symposium, 2007



We cleanse the data





The MIT Information Quality Industry Symposium, 2007



Now look at the result

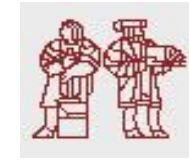
The screenshot shows a Microsoft Internet Explorer browser window displaying the 'Corporate Radar' web application. The browser's address bar shows the URL: `http://localhost/Radar/Maintenance/UserPages.aspx?PluginPage=101`. The application interface includes a navigation menu with 'Home Page', 'Sales YTD', 'My Portal', 'Administration', 'Data Tools', and 'Maintenance'. The 'Sales YTD' section is active, showing two traffic light indicators for 'Brazil sales' and 'Gauge 102 Northwind Sales'. The 'Brazil sales' indicator is green, indicating a 'Value' of 114,968, which is above the 'Caution' level of 110,000. The 'Gauge 102 Northwind Sales' indicator is also green, indicating a 'Value' of 1,354,459, which is above the 'Caution' level of 1,250,000. A search bar is visible in the 'MySearch' section.

Category	Unacceptable	Caution	Value
Brazil sales	95,000	110,000	114,968
Gauge 102 Northwind Sales	1,000,000	1,250,000	1,354,459





The MIT Information Quality Industry Symposium, 2007



Details

Corporate Radar - Microsoft Internet Explorer

File Edit View Favorites Tools Help

Back Forward Stop Refresh Home Search Favorites RSS Print Mail Stop

Google G Start 38 blokkert ABC Kontroller Send til Innstillinger

Address http://localhost/Radar/DataTools/DrillDown2.aspx?AggID=102&stage=1.1

fast Welcome, Per Anders
Friday, June 1, 2007 12:28 PM

Home Page Sales YTD

My Portal Administration Data Tools Maintenance

Sales by country page 1 of 1 21 of 21 records

Country Sales

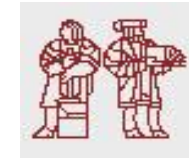
Country	Sales
Argentina	8,119
Austria	139,497
Belgium	35,135
Brazil	114,968
Canada	55,334
Denmark	34,782
Finland	19,778
France	85,499
Germany	244,641
Ireland	57,317
Italy	16,705
Mexico	24,073
Norway	5,735
Poland	3,532
Portugal	12,469
Spain	19,432
Sweden	59,524
Switzerland	32,920

Done Trusted sites

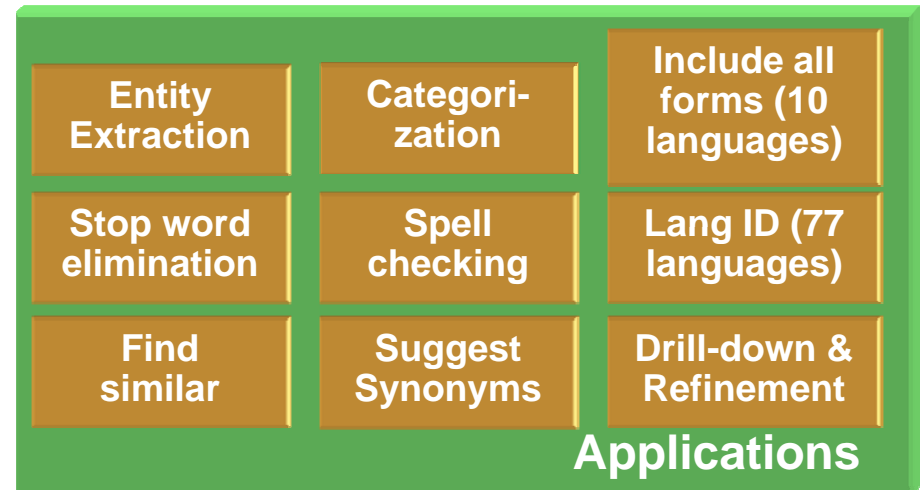

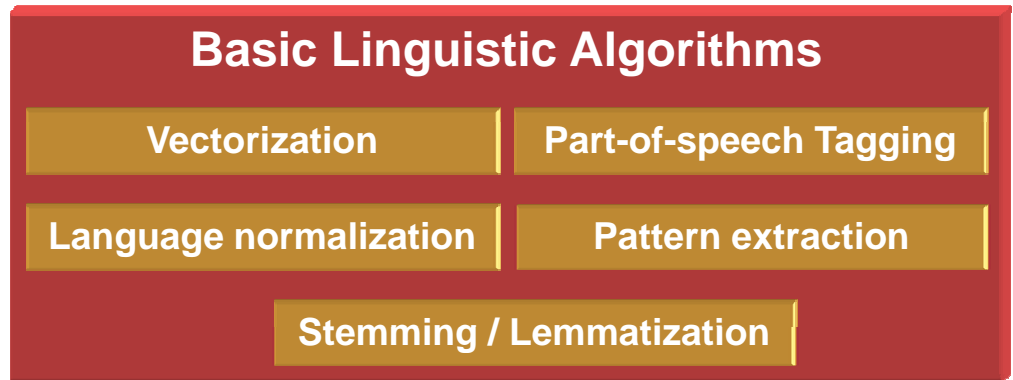
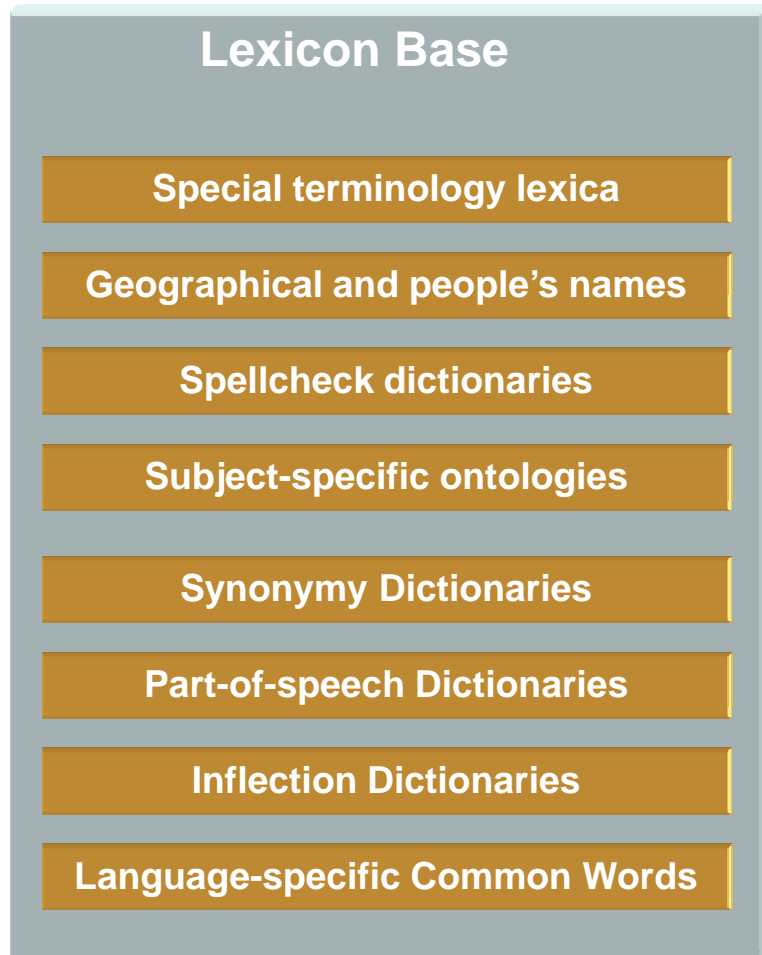




The MIT Information Quality Industry Symposium, 2007



Linguistic Fundamentals





The MIT Information Quality Industry Symposium, 2007

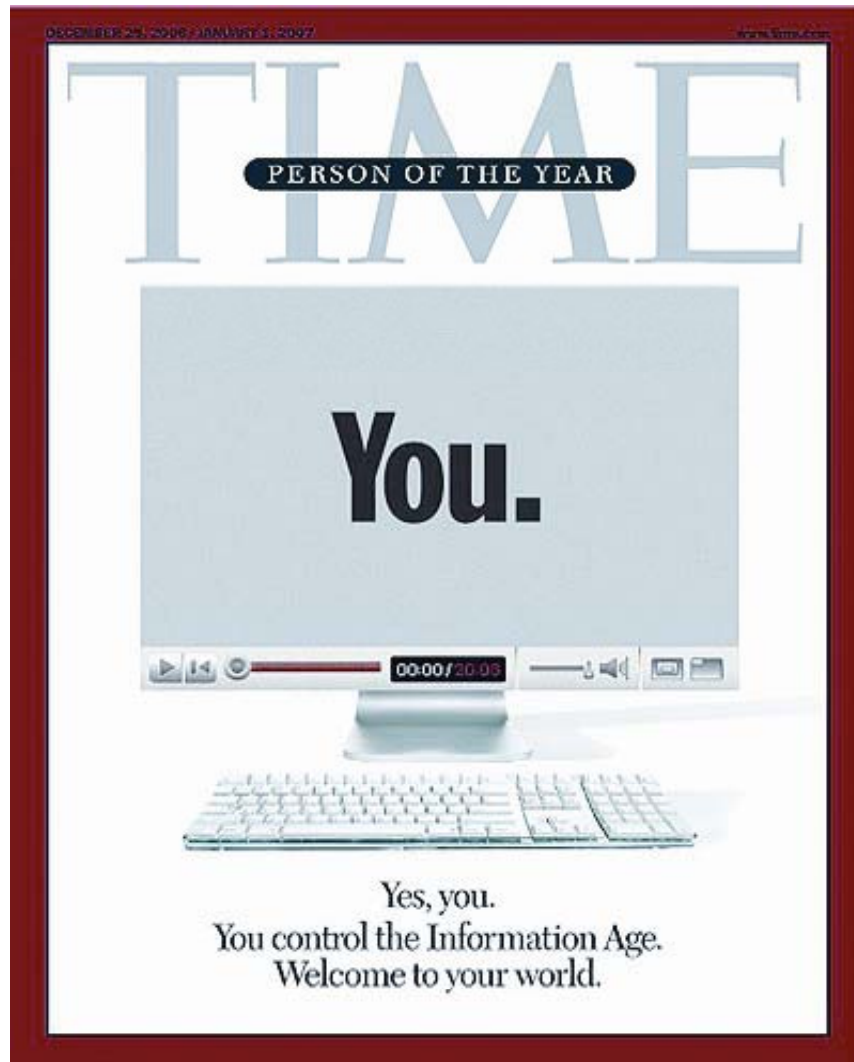
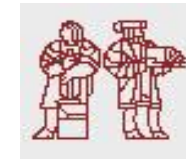


Q&A





The MIT Information Quality Industry Symposium, 2007



Thank you!

fast
find the real value of search

Jeff Fried
VP Advanced Solutions
Jeff.Fried@fastsearch.com

fast